



## Welford-on-Avon Primary School & Nursery Autumn Medium Term Planning 2024

*'Our vision is to inspire a lifelong love of learning within a safe, inclusive and nurturing environment empowering self-belief, respect and resilience to support our school community to reach their full potential'.*



# WELFORD ON AVON NURSERY MEDIUM TERM PLANNING AUTUMN 2024

Autumn 1	Week 1	Week 2	Week 3	Week 4	Week 5	Week 6	Week 7	Week 8
PSED	02/09/24	09/09/24	16/09/24	23/09/24	30/09/24	07/10/24	14/10/24	21/10/24
SELF REGULATION	<ul style="list-style-type: none"> <li>Welcome to nursery. Explore the environment and familiarise self with the layout of the indoor and outdoor classrooms,</li> <li>Learn about the signs and symbols which indicate how many children can play in each area.</li> <li>Carpet time rules - Good sitting, good looking song.</li> <li>Talk about staying safe from germs and learning about personal hygiene</li> <li>Create a recipe for a safe and happy learning environment.</li> <li>Select own resources and learn how to tidy up with support.</li> <li>Talk about ourselves, our name, what we look like, how old we are.</li> <li>Circle game to reinforce each other's names</li> <li>Talk about our friends, how to be kind, helpful and follow rules and routines in nursery.</li> <li>Talk about families, where do we live? Who do we live with?</li> <li>Turn taking games.</li> <li>Explore feelings and emotions. what makes us feel happy, sad</li> <li>Create faces displaying different emotions using various materials.</li> <li>Explore different emotions, introducing new vocabulary.</li> <li>Likes and dislikes. It is okay to be different.</li> <li>Discuss 'donation' and why we help others.</li> <li>'I like' dice game</li> <li>Farm workers and harvest to say thanks</li> <li>Discuss the little red hen and how she may have felt at different points of the story.</li> <li>How to be a good friend</li> <li>Talk to the children about animals that we often see in autumn and how they hibernate to keep themselves warm and safe during the colder months.</li> <li>Encourage the children to share their experiences of autumn activities and what they like to do/see during autumn.</li> </ul>				<ul style="list-style-type: none"> <li>About me Body awareness/senses – activities and songs</li> <li>The Colour Monster – to raise awareness of feelings and how these can be associated with different colours</li> <li>Activities linked to The Colour Monster – sorting.</li> <li>Pass the germ handwashing game .</li> <li>Why do we use soap to wash our hands.</li> </ul>			
BUILDING RELATIONSHIPS								
MANAGING SELF								
JIGSAW		Who me?	How am I feeling today?	Being at Nursery	Gentle hands	Our rights	Our responsibilities	



# WELFORD ON AVON NURSERY MEDIUM TERM PLANNING AUTUMN 2024

Autumn 1/2	Week 1	Week 2	Week 3	Week 4	Week 5	Week 6	Week 7	Week 8
CL	02/09/24	09/09/24	16/09/24	23/09/24	30/09/24	07/10/24	14/10/24	21/10/24
<b>LISTENING, ATTENTION AND UNDERSTANDING</b>	<p>Opportunities/ Provision:</p> <ul style="list-style-type: none"><li>• <i>Speaking, listening and thinking with Dogum</i> Ros Bailey. (weekly)</li><li>• Read a variety of stories related to ourselves, feelings, families, Harvest, autumn festivals.</li><li>• Begin to answer simple questions about the story listened to.</li><li>• Learn a range of nursery rhymes, taking part in daily phonics, Fit for Play and the Nursery Rhyme Challenge 2024</li><li>• Talk about ourselves, what our likes and dislikes are.</li><li>• Encourage children to answer questions about themselves by playing games such as the All about Me dice game and question cards.</li><li>• Provide the children with a mirror. Explain that it is a magic mirror. Encourage the children to look at themselves in the mirror and describe what they see in short sentences.</li><li>• Puppets and small world characters to retell/ create new narratives e.g The Little red Hen</li><li>• BBC Radio for Schools 'Listening skills' programme – to be linked with Phonics weekly.</li></ul>							
<b>SPEAKING</b>	<ul style="list-style-type: none"><li>• Creating story props and characters – puppets, small world.</li><li>• Songs and rhymes to explore the sounds and patterns in words.</li><li>• Role play area – starting with a Home corner where children can role play familiar roles observed in their own lives</li><li>• Set up a senses station. Ask the children to close their eyes and encourage them to feel, smell, look at and listen to a range of objects. Can they use a wider range of vocabulary to talk about the objects?</li><li>• Provide a basket of fresh vegetables for the children to talk about. Take each vegetable out of the basket, name it and encourage children to talk about it. Discuss different ways to describe the vegetables, such as shape, size, texture and colour.</li><li>• Create a role-play farm shop for the children to explore. Talk about the names of the vegetables that are in the shop and invite children to take turns as the customers and shopkeepers. Encourage them to use longer sentences in each role.</li><li>• Create a small world version of the story of 'The Little Red Hen'. Invite children to use props to help tell the story. Encourage them to ask and answer simple questions about the story.</li><li>• Discuss how some people in the world don't always have enough food to eat and how harvest should be a time of plenty but some people don't have a lot. Discuss ways of helping with the children, e.g. food collections and charities. How do we help each other?</li><li>• Discuss the children's different likes and dislikes of different harvest foods.</li><li>• Play a listening and attention game with the children. Place a number of items from The Little Red Hen story on a tray and cover with a blanket. Ask the children to guess how many are there, then double check by counting. Remove one of the objects - can they say which one has been removed?</li></ul>							





# WELFORD ON AVON NURSERY MEDIUM TERM PLANNING AUTUMN 2024

Autumn 1	Week 1	Week 2	Week 3	Week 4	Week 5	Week 6	Week 7	Week 8
PHYS	02/09/24	09/09/24	16/09/24	23/09/24	30/09/24	07/10/24	14/10/24	21/10/24
FINE MOTOR				GROSS MOTOR				
<p>Opportunities to develop fine motor skills through squeezing, pinching and twisting, as well as hand-eye coordination – they need to train not only their bodies but the links between body and brain.</p>				<p>Opportunities to develop gross motor skills: provide the foundation for developing healthy bodies and social and emotional wellbeing.</p>				
<ul style="list-style-type: none"> <li>Brain gym – crossing the midline</li> <li>Mark making</li> <li>Malleable materials</li> <li>One handed tools and equipment</li> <li>Weaving and threading</li> <li>Sewing and lacing activities</li> <li>Pouring sand and water</li> <li>Sensory trays</li> <li>Pegs</li> <li>Tweezers</li> </ul>		<ul style="list-style-type: none"> <li>Small construction kits</li> <li>Small world</li> <li>Scissors</li> <li>Jigsaw</li> <li>Finger rhymes</li> <li>Small equipment; magnifying glasses, colour paddles</li> <li>Musical instruments</li> <li>Using a knife and fork</li> </ul>		<ul style="list-style-type: none"> <li>Weekly PE</li> <li>Indoor and outdoor play</li> <li>Gardening</li> <li>Climbing</li> <li>Streamers, ribbons</li> <li>Balance bikes</li> <li>Balls, bean-baas, paddle bats</li> <li>Basketball nets</li> <li>Hoops</li> <li>Balance stepping stones</li> <li>Climbing steps, tunnels</li> </ul>			<ul style="list-style-type: none"> <li>Dolls prams</li> <li>Large construction – crates, wooden / foam blocks</li> <li>Imaginative play</li> <li>Learn how to take safe risks</li> <li>Engage in weight bearing skills and develop upper arm strength, mobility, control and balance.</li> </ul>	
PE Wednesday PM	No PE	Introduction to PE Witches and wizards	Introduction to PE Pirates	Introduction to PE Mythical creatures	Introduction to PE To the castle	Introduction to PE Superheroes	Introduction to PE Monsters	Consolidation
Autumn 2	04/11/24	11/11/24	18/11/24	25/11/24	02/12/24	09/12/24	16/12/24	
	People who help us	Friends and family	Houses and homes	Morning time	At the shops	Dinnertime	Christmas performances	



# WELFORD ON AVON NURSERY MEDIUM TERM PLANNING AUTUMN 2024

Autumn 1	Week 1	Week 2	Week 3	Week 4	Week 5	Week 6	Week 7	Week 8
LITERACY	02/09/24	09/09/24	16/09/24	23/09/24	30/09/24	07/10/24	14/10/24	21/10/24
<b>READING</b>  <i>Other texts will be shared in PSED, Math's and UW</i>	Starting school themed stories	We are all different The Colour Monster	This I our house What is a home? The Crayons Book of Colours I'm not just a scribble	The Little Red Hen Harvest themed stories	The Little Red Hen	Sammy spider's first Sukkot	The Leaf man	The Leaf man
	Logos and signs in the environment	Logos and signs in the environment	Logos and signs in the environment	Logos and signs in the environment	Name recognition	Name recognition	Name recognition	Name recognition
<b>WRITING</b>  <b>Handwriting is PE on paper!</b>	<ul style="list-style-type: none"> <li>Wiggle me into squiggle</li> </ul>	<ul style="list-style-type: none"> <li>Wiggle me into squiggle</li> </ul>	<ul style="list-style-type: none"> <li>Wiggle me into squiggle</li> </ul>	<ul style="list-style-type: none"> <li>Wiggle me into squiggle</li> </ul>	<ul style="list-style-type: none"> <li>Wiggle me into squiggle</li> </ul>	<ul style="list-style-type: none"> <li>Wiggle me into squiggle</li> </ul>	<ul style="list-style-type: none"> <li>Wiggle me into squiggle</li> </ul>	<ul style="list-style-type: none"> <li>Wiggle me into squiggle</li> </ul>
	RSMM All about me	RSMM I can write my name Texture rubbings	RSMM Who I live with The Crayons- mark making patterns	LRH shopping list	LRH shopping list Bread roll recipe	Celebration cards for Sukkot	Handwriting patterns	Handwriting patterns
<p>Children will have the opportunity to;</p> <ul style="list-style-type: none"> <li>Develop vocabulary of movement for handwriting; round, up, down, over, under, curve, zig zag</li> <li>Develop large movements using balls, hoops, climbing equipment, streamers, dance, cycling, large construction</li> <li>Use music for gross movements</li> <li>Develop fine motor skills through hand and finger play with puppets, instruments, action songs, making and modelling, cooking, construction kits, malleable materials, precision and control with threading, weaving, sewing,</li> <li>Handwriting through art exploring pattern and basic letter movement.</li> <li>Use one handed tools and equipment ; jugs and teapot, hole punch, pegs, tweezers, scissors, peg boards, writing tools.</li> </ul>								



# WELFORD ON AVON NURSERY MEDIUM TERM PLANNING AUTUMN 2024

Autumn 1	Week 1	Week 2	Week 3	Week 4	Week 5	Week 6	Week 7	Week 8
PHONICS	02/09/24	09/09/24	16/09/24	23/09/24	30/09/24	07/10/24	14/10/24	21/10/24
<p>Phonics is taught daily, alternating between morning and afternoon to ensure all children are able to access phonics focus for the week</p>	Nursery rhyme							
	No sounds – focus on Rhyme time and settling children into your setting's routines.	Jack and Jill	Incy Wincey Spider	Humpty Dumpty	Pat-a-cake	Hey diddle, diddle	Ring 'a' ring 'a' roses	Consolidate Rhyme time
	Rhyme time game							
		See daily Nursery Rhyme planning	See daily Nursery Rhyme planning	See daily Nursery Rhyme planning	See daily Nursery Rhyme planning	See daily Nursery Rhyme planning	See daily Nursery Rhyme planning	
	Oral blending							
	Can you touch your?	What's that noise?	Can you do the actions?	Can you touch your?	What's that noise?	Can you do the actions?	Can you touch your?	What's that noise?
	Sound game							
	Weather	Inside sounds	Outside sounds	Journeys	Animals and habitats	Music	Jobs	






# WELFORD ON AVON NURSERY MEDIUM TERM PLANNING AUTUMN 2024

Autumn 1	Week 1	Week 2	Week 3	Week 4	Week 5	Week 6	Week 7	Week 8	
<b>MATHS</b>	<b>02/09/24</b>	<b>09/09/24</b>	<b>16/09/24</b>	<b>23/09/24</b>	<b>30/09/24</b>	<b>07/10/24</b>	<b>14/10/24</b>	<b>21/10/24</b>	
<b>COUNTING NUMBERS</b>  <b>Maths is taught daily, alternating between morning and afternoon to ensure all children are accessing mathematics</b>	Master the Curriculum will be taught and supplemented with other resources and activities to inspire and develop a positive attitude to maths. Children need your help to explore, experiment and discover. Repeating maths activities will develop their understanding of mathematical concepts. Maths vocabulary is an integral part of every lesson and is crucial for communicating mathematically. Through using mathematical talk to explain their ideas, thinking or reasoning it will become evident whether children have fully grasped concepts. This allows staff to assess what the children are learning and understanding and provides opportunity to identify and address any areas of misconception the children may have or may be developing.								
	Week 1 Colours • Red • Blue • Yellow  1,2,3,4,5, once I caught a fish alive	Week 2 Colours • Green • Purple • Mix of colours  1 potato, 2 potato	Week 3 Match • Buttons and colours • Matching towers • Matching shoes 5 little speckled frogs	Week 4 Match • Match number shapes • Match shapes • Pattern handprints – big and small  5 little ducks	Week 5 Sort • Colour • Size • Shape  5 currant buns	Week 6 Sort • What do you notice? • Guess the rule • Guess the rule  5 sausages	Week 7 Number 1 • Subitising • Counting • Numeral  1 finger 1 thumb	Week 8 Consolidation activities  1, 2 buckle my shoe	
	<b>04/11/24</b>	<b>11/11/24</b>	<b>18/11/24</b>	<b>25/11/24</b>	<b>02/12/24</b>	<b>09/12/24</b>	<b>16/12/24</b>		
Week 9 • Number 2 • Subitising dice pattern • Subitising random pattern • Subitising - different  2 little dickie birds	Week 10 • Number 2 Counting Numeral  Heads, shoulders, knees and toes	Week 11 • Pattern Extend AB • Colour patterns • Extend AB • Outdoor Patterns AB • Movement Patterns Zoom, zoom, zoom	Week 12 • Fix my Pattern • Extend ABC • Colour patterns • Extend ABC • Outdoor Patterns  Consolidation	Week 13 Consolidation Activities - Winter activity week  Christmas maths	Week 14 Christmas maths	Week 15 Christmas maths			





# WELFORD ON AVON NURSERY MEDIUM TERM PLANNING AUTUMN 2024

Autumn 1	Week 1	Week 2	Week 3	Week 4	Week 5	Week 6	Week 7	Week 8
KUW	02/09/24	09/09/24	16/09/24	23/09/24	30/09/24	07/10/24	14/10/24	21/10/24
<b>The Natural World (Science)</b> 	What are germs? Outdoor colours	Germs / Horrid sneezes	Explore autumnal materials and objects	What just happened? Apple Orchard (Explorify)	Plant bulbs	Explore autumnal materials and objects	Seasonal change Three seasons (Explorify)	Autumn knowledge harvest Pumpkins
<b>People, Cultural and Communities (Geography)</b> 	Our School- what are the different parts of the classroom?	Where do I live? Start to recognise where they live and places they visit regularly	Engage in activities to look after the indoor and outdoor classroom	Where does our food come from?	What is a map?	Visit local church Communicate route to the church	Favourite places to visit	
<b>People, Cultures and Communities (RE)</b> They will begin to understand and value the differences of individuals and groups within and beyond their own community.	Special people and me!	Talk about immediate family	Name and describe familiar people	Harvest festival	How do we celebrate differently and the same?  What is Harvest Festival?	Sukkot	Sukkot	
<b>Past And Present (History)</b> 	Routines of the day (ongoing)	Once there were giants	How have I changed since a baby?			What do we remember about our walk to the church?		









# WELFORD ON AVON NURSERY MEDIUM TERM PLANNING AUTUMN 2024

Autumn 1	Week 1	Week 2	Week 3	Week 4	Week 5	Week 6	Week 7	Week 8
KUW	02/09/24	09/09/24	16/09/24	23/09/24	30/09/24	07/10/24	14/10/24	21/10/24
<b>FOREST SCHOOL</b>  <b>Tuesday</b> <b>10.00am-11.45am</b> <b>All staff and children</b>	Meet Mr Deeley our Forest School leader	Familiarising self with the forest area Forest rules	Going on a colour hunt – searching for brown and orange natural materials	Colour matching hunt – looking for natural materials and matching to colour chart	Sound safari – making sounds with natural materials	Number hunt – counting objects	Number hunt – counting objects	Fire pit and marshmallows
	04/11/24	11/11/24	18/11/24	25/11/24	02/12/24	09/12/24	16/12/24	
	Bonfire night	Ephemeral Art – Remembrance Day	Ephemeral Art – children in Need	Miniature dens			Fire pit and marshmallows	



# WELFORD ON AVON NURSERY MEDIUM TERM PLANNING AUTUMN 2024

Autumn 1	Week 1	Week 2	Week 3	Week 4	Week 5	Week 6	Week 7	Week 8
EA&D	02/09/24	09/09/24	16/09/24	23/09/24	30/09/24	07/10/24	14/10/24	21/10/24
	<ul style="list-style-type: none"> <li>• Salad spinner gems</li> <li>• First paintings</li> <li>• Hand prints</li> </ul>	<ul style="list-style-type: none"> <li>• Collage 'Me!'</li> <li>• Patchwork 3 year old</li> </ul>	<ul style="list-style-type: none"> <li>• Clay faces</li> <li>• Pebble families</li> <li>• Crayon drawings</li> </ul>	<ul style="list-style-type: none"> <li>• Clay faces</li> <li>• LRH art</li> </ul>	<ul style="list-style-type: none"> <li>• Conker art</li> </ul>	<ul style="list-style-type: none"> <li>• Sukkah picture frame</li> <li>• Citrus mobile</li> </ul>	<ul style="list-style-type: none"> <li>• Leaf man Christmas card</li> <li>• Seasonal art</li> </ul>	<ul style="list-style-type: none"> <li>• Leaf man</li> <li>• Yayoi Kusama - pumpkin art</li> </ul>
		Scissor skills <ul style="list-style-type: none"> <li>• Snip' a mane for the lion - scissor skills</li> </ul>		Cooking and nutrition - <ul style="list-style-type: none"> <li>• Make bread rolls</li> </ul>		Structures - <ul style="list-style-type: none"> <li>• Fruits and vegetable models using tape and dispenser</li> </ul>		
		<ul style="list-style-type: none"> <li>• Introducing instruments</li> <li>• Singing nursery rhymes</li> </ul>	<ul style="list-style-type: none"> <li>• Exploring instruments</li> <li>• Singing nursery rhymes</li> </ul>	<ul style="list-style-type: none"> <li>• Choosing instruments</li> <li>• Singing nursery rhymes</li> </ul>	<ul style="list-style-type: none"> <li>• Introducing sway</li> <li>• Singing nursery rhymes</li> <li>• Harvest songs</li> </ul>	<ul style="list-style-type: none"> <li>• Introducing march</li> <li>• Singing nursery rhymes</li> <li>• Harvest songs</li> </ul>	<ul style="list-style-type: none"> <li>• Introducing loud and quiet</li> <li>• Singing nursery rhymes</li> <li>• Harvest songs</li> </ul>	<ul style="list-style-type: none"> <li>• Consolidating</li> </ul>
	<ul style="list-style-type: none"> <li>• Small world lam</li> <li>• Home corner</li> <li>• Dolls house</li> </ul>	<ul style="list-style-type: none"> <li>• Small world lam</li> <li>• Home corner</li> <li>• Dolls house</li> </ul>	<ul style="list-style-type: none"> <li>• Small world lam</li> <li>• Home corner</li> <li>• Dolls house</li> </ul>	<ul style="list-style-type: none"> <li>• Small world Little Red</li> <li>• Home corner</li> <li>• Dolls house</li> </ul>	<ul style="list-style-type: none"> <li>• Small world Little Red</li> <li>• Hen Bakery</li> <li>• Bakery</li> </ul>	<ul style="list-style-type: none"> <li>• Building a Sukkah</li> </ul>	<ul style="list-style-type: none"> <li>• Build and decorate a Sukkah</li> </ul>	