



WELFORD-ON-AVON PRIMARY SCHOOL
NURSERY NEWS
10th January 2025

Dear Parent/Carers,
Happy New Year! We hope that you have all had a restful holiday. This week has been a rather short transition back into class, but one that I think everyone has benefited from. For many families, Christmas holidays are not always restful, routines are different, and it can be quite tiring. Next week we look forward to resuming our normal timetable with Forest School on as normal on Tuesday.

We would also like to say a big 'Welcome' to our new children and their families who have joined us this week and look forward to working in partnership with you during the year ahead.

A curriculum information sheet will be sent out next week, providing you with an overview of what we are going to be learning about this term.

This week..

This week we have shared our ideas about winter means; we refer to this as a knowledge harvest. This is a valuable starting point for the beginning of a new theme, which we then build upon, revisiting prior learning but building upon this, adding greater depth.

Through stories, pictures and discussion we have begun to develop our understanding of what winter looks and feels like.




Next week we will learn in greater depth about the weather in winter. The current weather conditions have made learning more meaningful, since when you have experienced something first hand, it is easier to talk about it.





Mathematics

We have continued to consolidate our understanding of 'subitising' one to three. We have used the interactive board to further support this with the Three Billy Goats Gruff and on the farm.

Phonics

We have resumed phonics, revisiting and reviewing previous letter sounds and introducing the letter 'm' as follows. You can support your child at home, by sharing the support material that has been sent out on our weekly newsletters.

Grapheme and mnemonic	Pronunciation phrase	Formation phrase	Multisensory action
 m	Put your lips together and make the mmmm sound mmmm	Down, up and over the mouse's ears, then add a flick on the nose.	Using fingers from both hands, make small stroking movements on cheeks
 n	Open your lips a bit, put your tongue behind your teeth and make the nnnn sound nnnn	Down the stick, up and over the net.	Pretend to hold a net and scoop it across the body
 i	Pull your lips back and make the 'i' sound at the back of your mouth i i i	Down the iguana's body, then draw a dot [on the leaf] at the top.	Move head slowly from side to side

	p	Bring your lips together and push them open and say p p p	Down the penguin's back, up and round its head.	Arms each side of body with hands sticking out, pretend to waddle like a penguin
	t	Open your lips; put the tip of your tongue behind your teeth and press t t t	From the tiger's nose to its tail, then follow the stripe across the tiger.	Make a claw with one hand and motion scratching
	a	Open your mouth wide and make the 'a' sound at the back of your mouth a a a	Around the astronaut's helmet, and down into space.	Use two hands to put on a helmet
	s	Show your teeth and let the s hiss out ssssss ssssss	Under the snake's chin, slide down and round its tail.	Motion the hand to look like a snake moving

Creative Area

In the creative area we have been exploring 'cold' colours and how we can make different shades by adding white and black. We looked at colour swatches and the sky, discussing how there are many different shades of each of these colours.

We used blue, white and black block paints to create a watercolour effect. This has been used to represent the background for our winter tree pictures.

We have looked closely at what winter trees look like and compared them to the antler of a deer, before using charcoal to create our own representation of a tree.

General reminders:

Clothing

Please name and add a big loop on **All** jumpers, cardigans and coats. **There are many items of clothing that have no loops or name.** A piece of ribbon can be threaded and tied through the clothing label. Hats, scarves and gloves also need to be named.

We will take every opportunity to continue to access the outdoor classroom and so it is imperative that your child has a warm coat, hat and gloves to keep them warm.

Illness

There has been much illness over the Christmas period and it seems to be continuing into the new year. It is therefore imperative that we all follow the correct guidelines for illness.

- If your child has a temperature they should not be in school.
- If your child has needed Calpol or similar during the night or before school, they are not fit to attend. It merely suppresses the symptoms and spreads quickly to others.
- If your child is ill, telephone the school office and give a brief message about why they will not be attending. This is particularly important.
- If your child has sickness or diarrhoea, they must not return until 48hours after the last bout of illness.

Finally, I would just like to say another massive 'THANK-YOU' on behalf of myself and the Nursery Team for your good wishes and gifts at the end of term. You were all so very generous.

If you have any queries about any of the above, please do not hesitate to come and ask.

Regards,
Mrs M Sims
Nursery Class teacher