

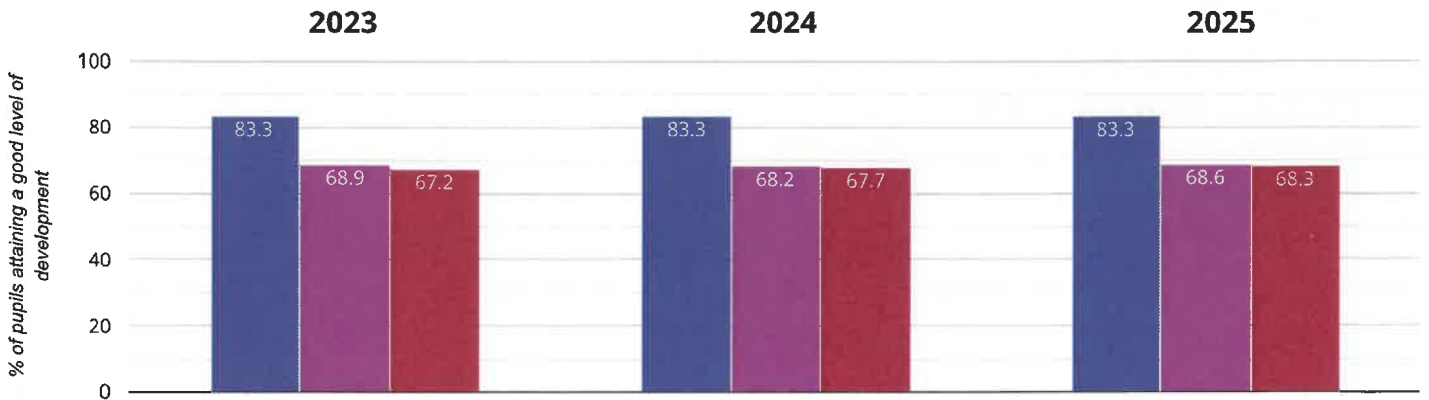
WELFORD-ON-AVON PRIMARY SCHOOL

Comparison

Brought to you by the NCER



★ Good Level Of Development



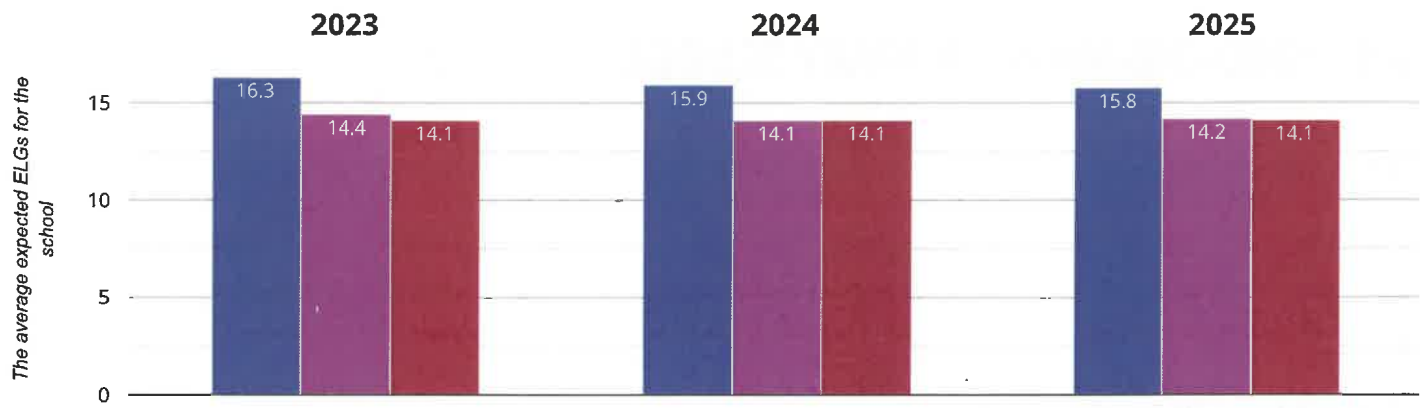
83.3% in 2025

0% change from 2024

0% change from 2023

- Welford-on-Avon Primary School
- Warwickshire (199)
- NCER National (17530)

📈 Average number of early learning goals at expected level per child



15.8% in 2025

0.1% points drop since 2024

0.5% points drop since 2023

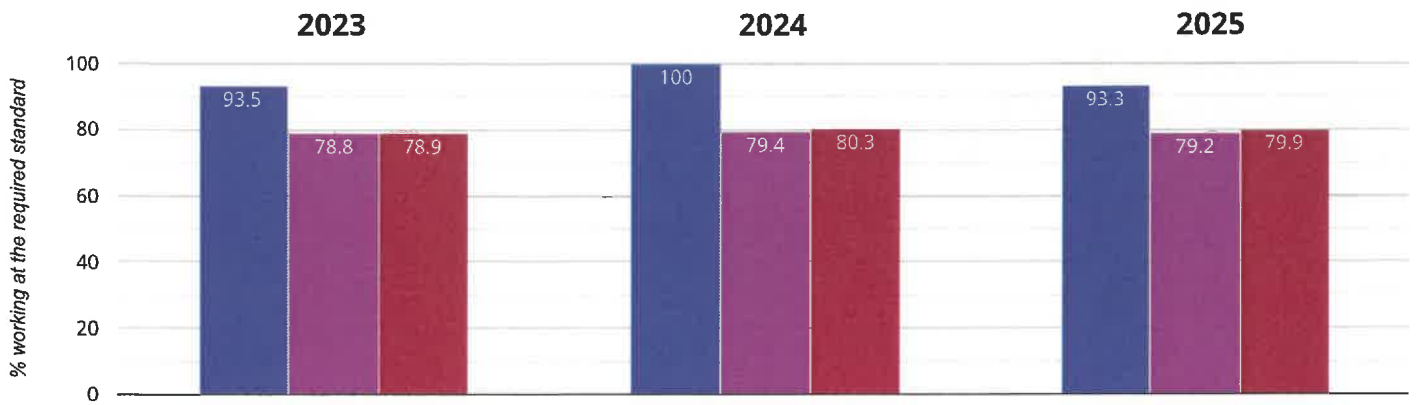
- Welford-on-Avon Primary School
- Warwickshire (199)
- NCER National (17530)

WELFORD-ON-AVON PRIMARY SCHOOL

Brought to you by *the NCER*



Year 1: Working At



93.3% in 2025

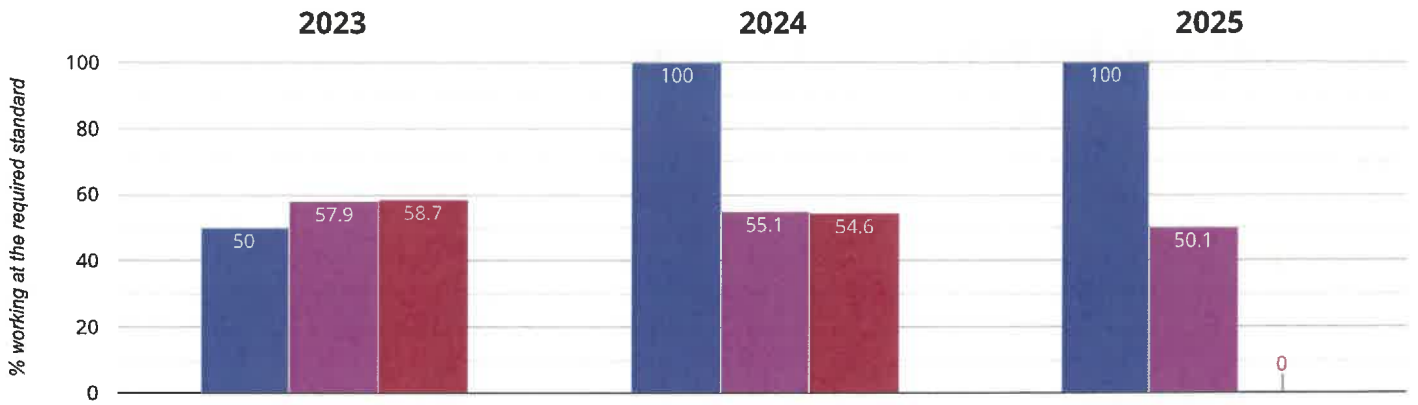
6.7% points drop since 2024

0.2% points drop since 2023

■ Welford-on-Avon Primary School ■ Warwickshire (184)

■ NCER National (16411)

Year 2: Working At



100% in 2025

0% change from 2024

50% points rise since 2023

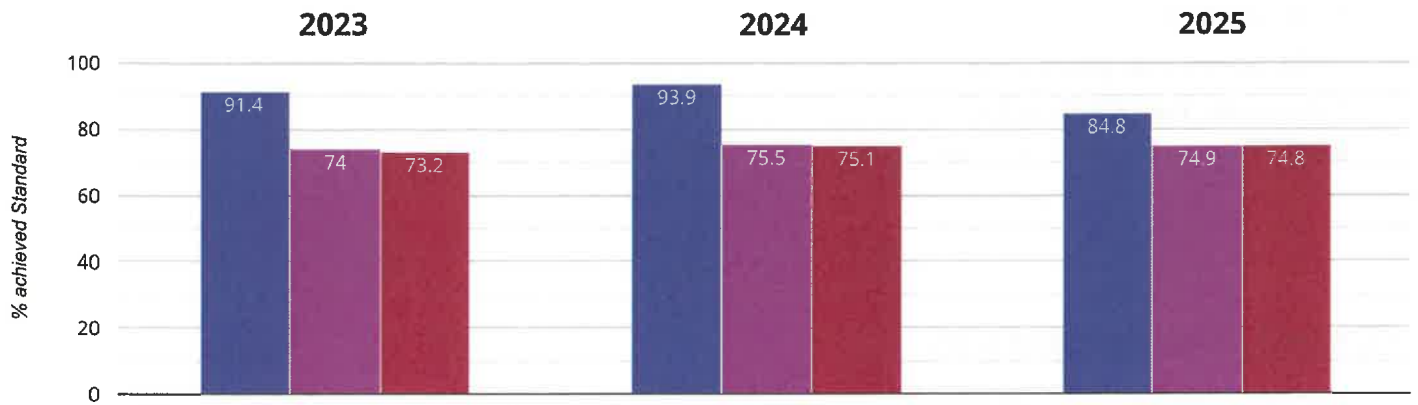
- Welford-on-Avon Primary School
- Warwickshire (176)
- NCER National (15790)

WELFORD-ON-AVON PRIMARY SCHOOL

Brought to you by *the NCER*



Reading - achieved standard



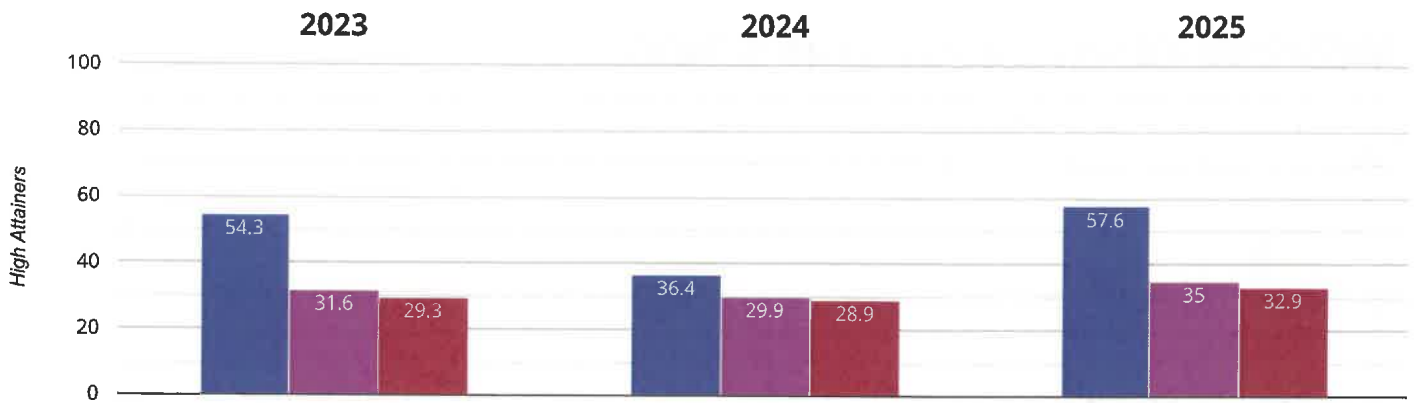
84.8% in 2025

9.1% points drop since 2024

6.6% points drop since 2023

■ Welford-on-Avon Primary School ■ Warwickshire (181) ■ NCER National (7090)

Reading - high attainers



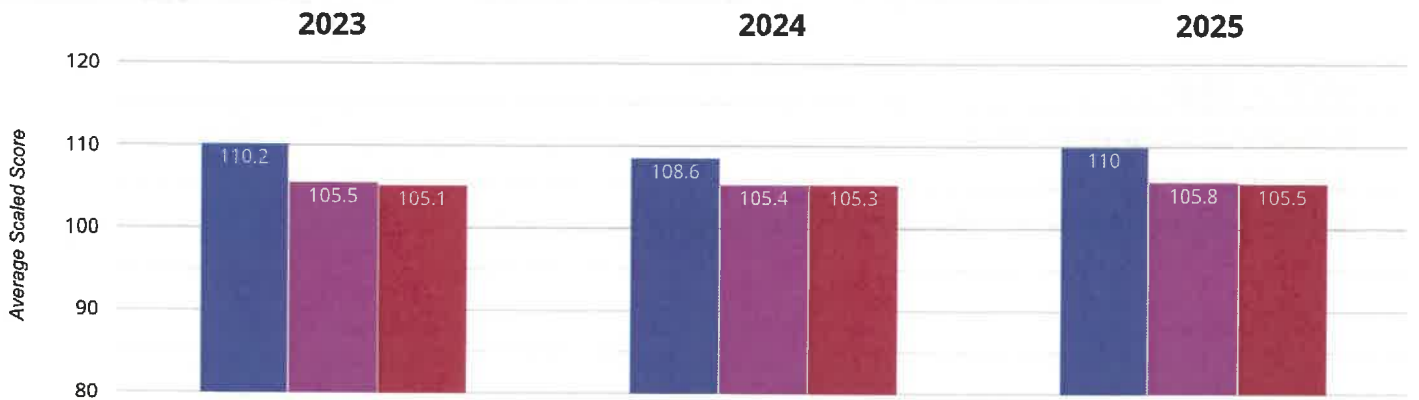
57.6% in 2025

21.2% points rise since 2024

3.3% points rise since 2023

■ Welford-on-Avon Primary School ■ Warwickshire (181) ■ NCER National (7090)

Reading - average scaled score



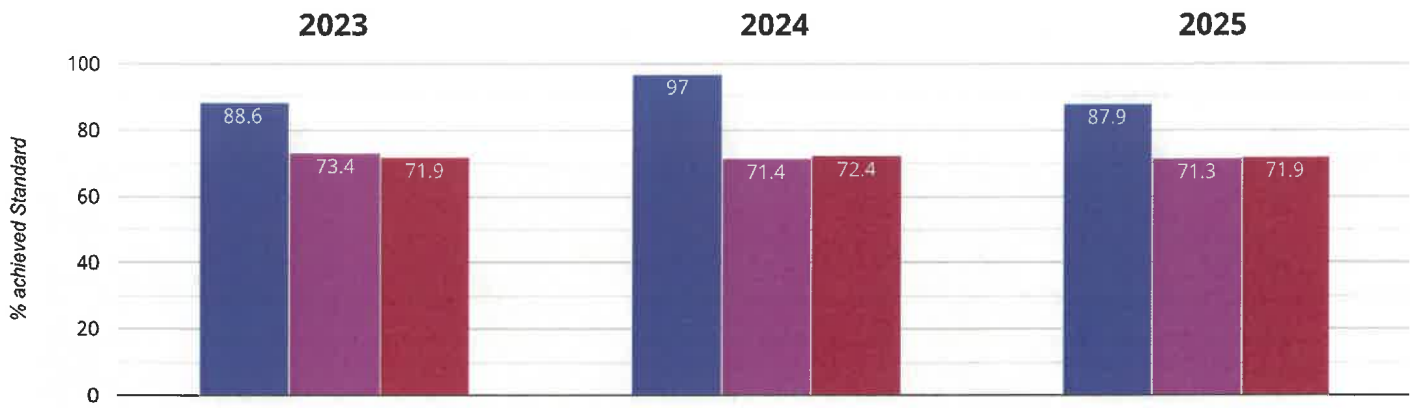
110 in 2025

1.4 points rise since 2024

0.2 points drop since 2023

■ Welford-on-Avon Primary School ■ Warwickshire (181) ■ NCER National (7090)

Writing - achieved standard



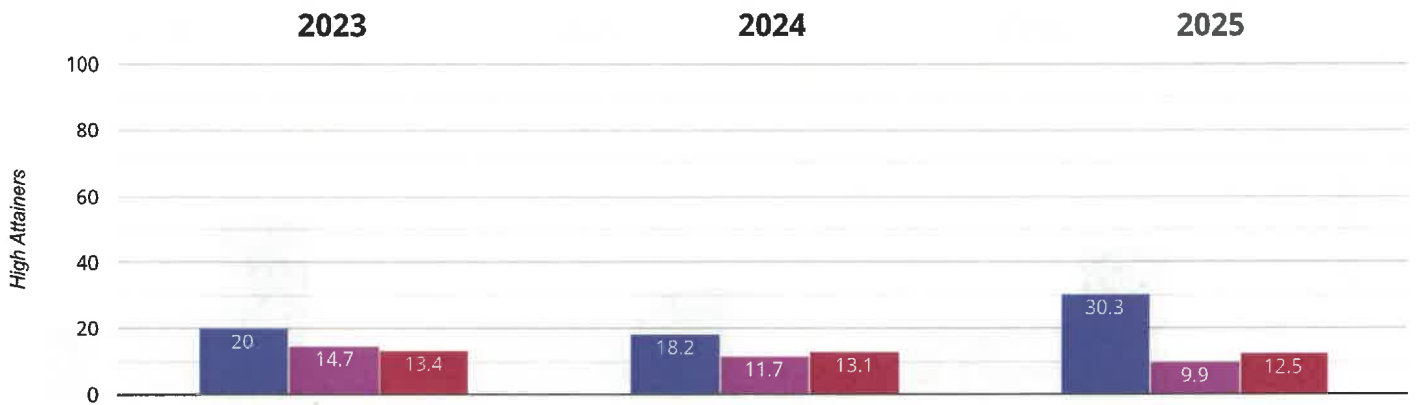
87.9% in 2025

9.1% points drop since 2024

0.7% points drop since 2023

■ Welford-on-Avon Primary School ■ Warwickshire (181) ■ NCER National (7090)

Writing - high attainers



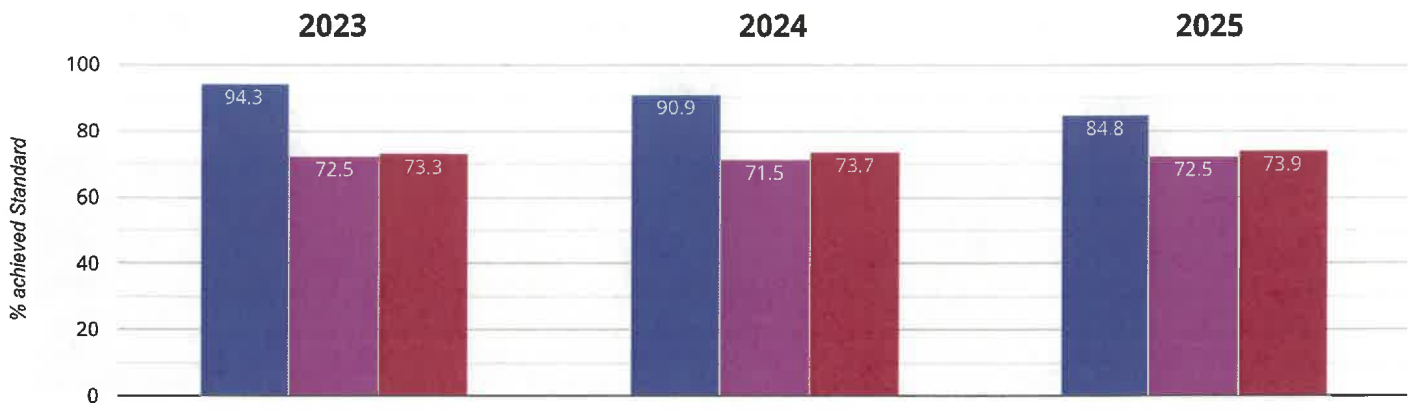
30.3% in 2025

12.1% points rise since 2024

10.3% points rise since 2023

■ Welford-on-Avon Primary School ■ Warwickshire (181) ■ NCER National (7090)

⊕ Maths - achieved standard



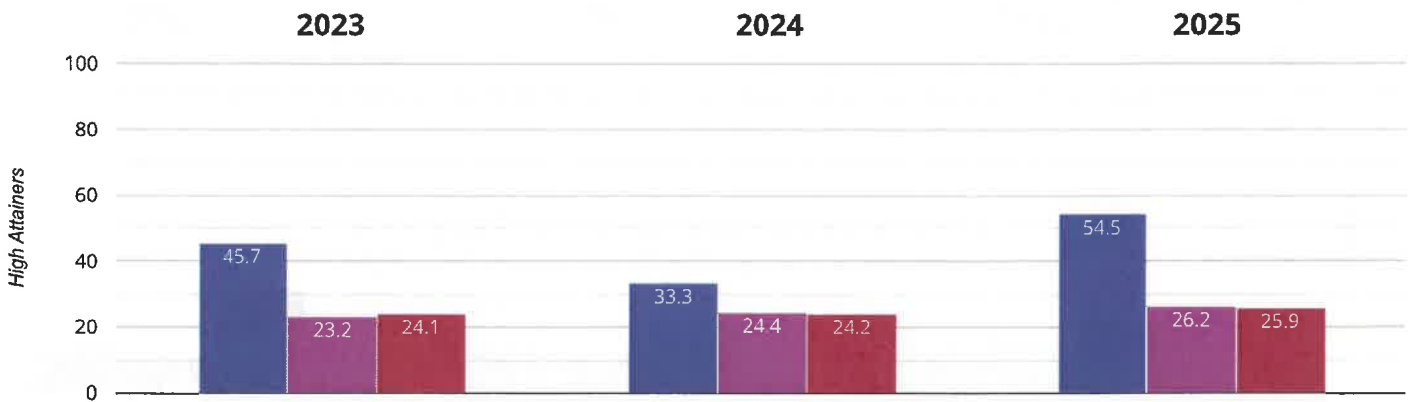
84.8% in 2025

6.1% points drop since 2024

9.5% points drop since 2023

■ Welford-on-Avon Primary School ■ Warwickshire (181) ■ NCER National (7090)

⊕ Maths - high attainers



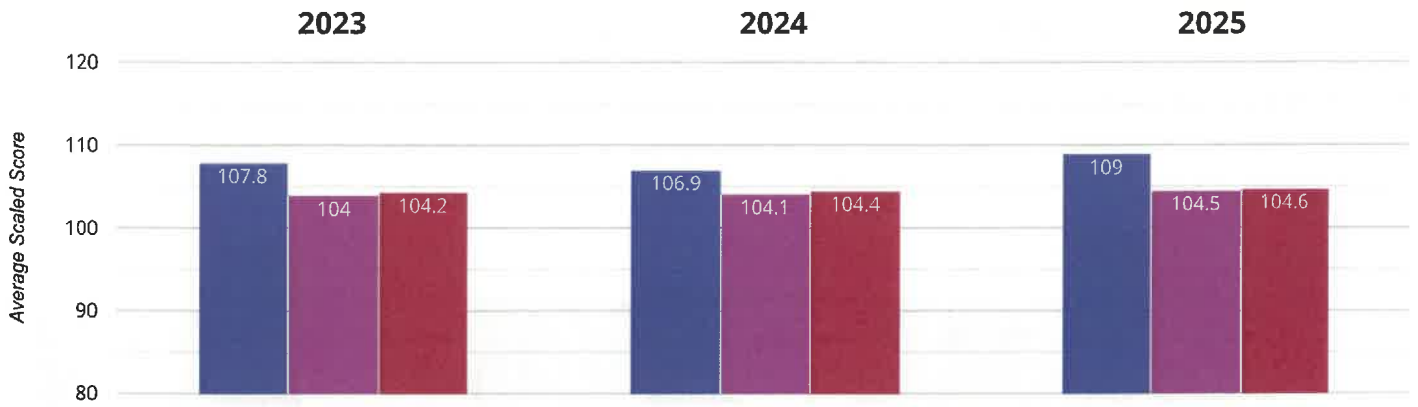
54.5% in 2025

21.2% points rise since 2024

8.8% points rise since 2023

■ Welford-on-Avon Primary School ■ Warwickshire (181) ■ NCER National (7090)

⊕ Maths - average scaled score



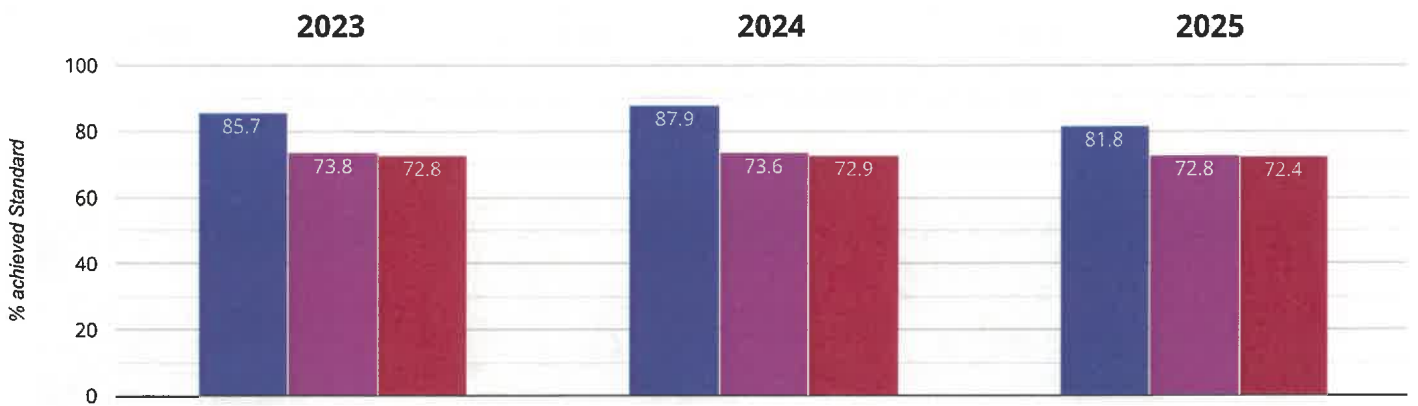
109 in 2025

2.1 points rise since 2024

1.2 points rise since 2023

■ Welford-on-Avon Primary School ■ Warwickshire (181) ■ NCER National (7090)

⊕ GPS - achieved standard



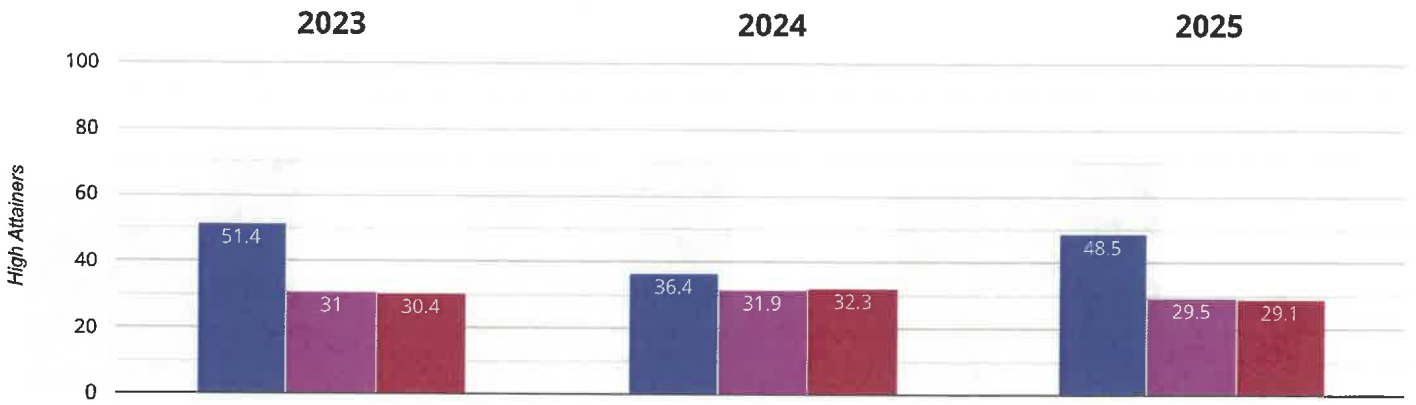
81.8% in 2025

6.1% points drop since 2024

3.9% points drop since 2023

■ Welford-on-Avon Primary School ■ Warwickshire (181) ■ NCER National (7090)

GPS - high attainers



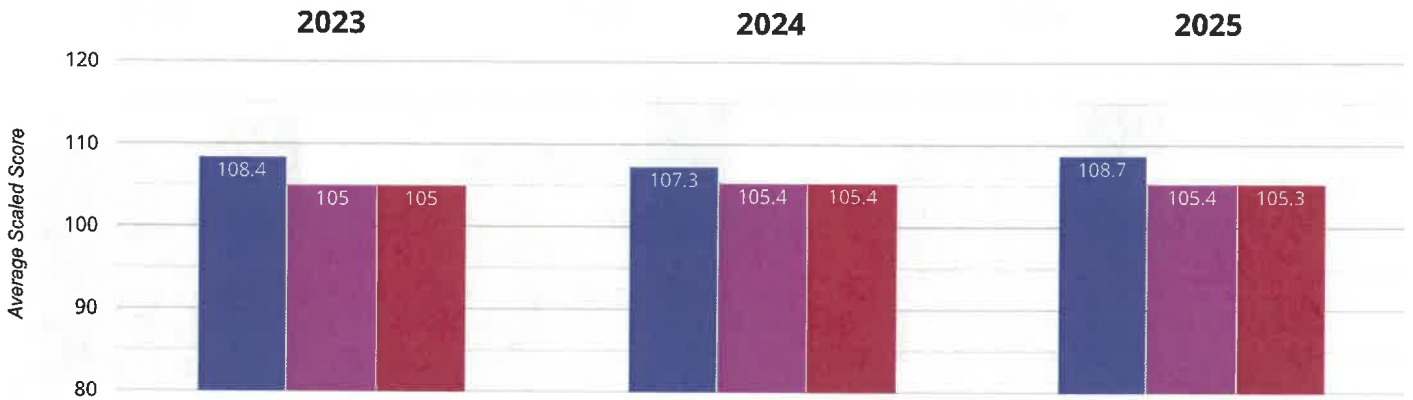
48.5% in 2025

12.1% points rise since 2024

2.9% points drop since 2023

■ Welford-on-Avon Primary School ■ Warwickshire (181) ■ NCER National (7090)

GPS - average scaled score



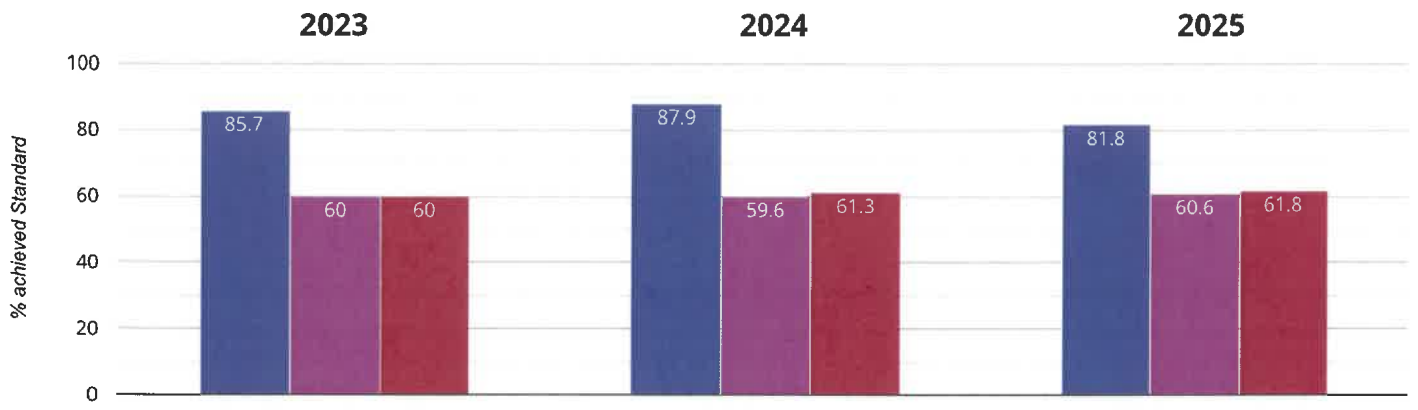
108.7 in 2025

1.4 points rise since 2024

0.3 points rise since 2023

■ Welford-on-Avon Primary School ■ Warwickshire (181) ■ NCER National (7090)

RWM - achieved standard



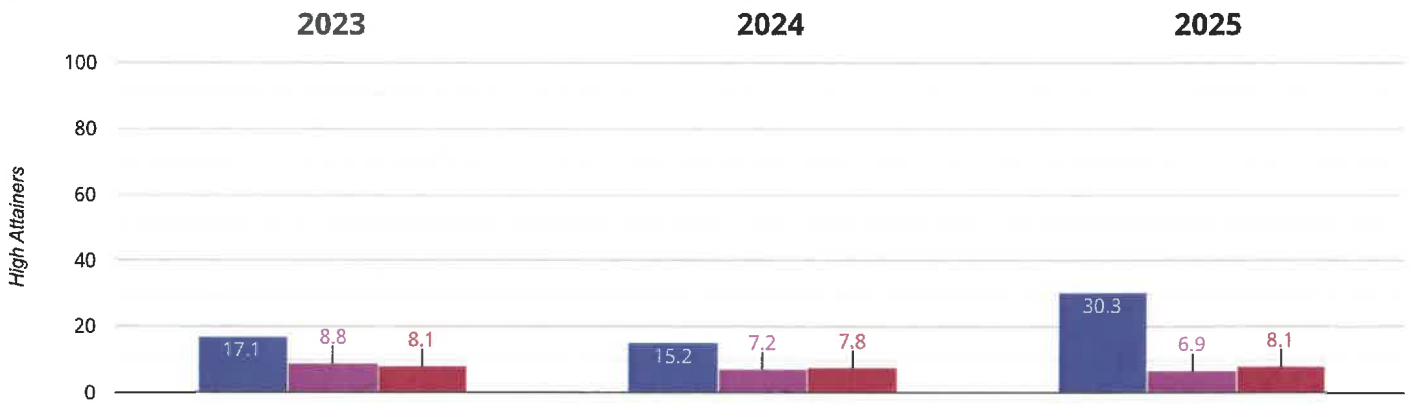
81.8% in 2025

6.1% points drop since 2024

3.9% points drop since 2023

■ Welford-on-Avon Primary School ■ Warwickshire (181) ■ NCER National (7090)

RWM - high attainers



30.3% in 2025

15.1% points rise since 2024

13.2% points rise since 2023

■ Welford-on-Avon Primary School ■ Warwickshire (181) ■ NCER National (7090)

